

FOOTLOOSE

FOX TROT
SONG




RAY
PARMELEE

Words by Hal Cochran Music by Carl Rupp

Adapted From

"FOOTLOOSE"

An  Serial Story

The Original
FOOTLOOSE
STRUT

Dance Sensation
of the Year

By
Ned Wayburn

Sam Fox  Pub. Co.
CLEVELAND AND NEW YORK

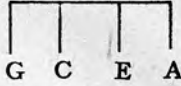
FOOTLOOSE

Fox Trot Song The Original Footloose Strut

GET THIS SONG
FOR YOUR PLAYER PIANO
OR TALKING MACHINE

Words by
HAL COCHRAN

Tune Ukulele with Piano



Ukulele Arrangement by
BURRELL VAN BUREN

Music by
CARL RUPP
Composer of "The Flapper Wife"

Slow Fox Trot Tempo

All the way from Frisco up to Maine heels
Now that you can do it, click your heels

Eve - ry - bodys got the craze. They're all step - pin' to this
Sal - ly forth, and sail a - way. Fox - y trots and waltz - es,

Copyright MCMXXV by Sam Fox Pub. Co., Cleveland, O. U. S. A.
 International Copyright Secured. Printed in the U. S. A.
 Sole Agents for Great Britain and the Colonies (excluding Canada, Australia and New Zealand) Keith, Prowse & Co. Limited.
 ALL RIGHTS RESERVED.
 Including Public Performance For Profit.

strut-tin' strain,— Danc - in, in a diz - zy daze.—
'gin - ny reels— All of them must now give way.—

Lis - ten, you can hear it eve - ry where—
Here's a lit - tle thing that swings a - long,—

When you get the spir - it, you won't care — 'Bout the oth - er steps you
When you dance and sing, you can't go wrong.— What a strut-tin' treat it

use to know— Here is some-thing new let's go! —
holds in store.— You'll be com - in' back for more.—

CHORUS

Musical staff with guitar chord diagrams and dynamics markings (sf, p).

Get next to it, And sway a bit, When you do that Foot-loose strut.— There's

Piano accompaniment staff with dynamics markings (p, sf).

Musical staff with guitar chord diagrams and dynamics markings (f, p).

lots of pep, In eve-ry step, What a fig-ure it has cut.—

Piano accompaniment staff with dynamics markings (sf, p).

Musical staff with guitar chord diagrams.

Slide, glide, and wear your doggies shin-y, Oh, Oh, you're walk - in' on the air. When
Your

Piano accompaniment staff.

Musical staff with guitar chord diagrams, dynamics markings (sf, p), and first/second endings.

you be - gin just shake a shin As you do that Foot-loose strut.—
feet will rave they won't be - have When you dance that Foot-loose strut.—

Piano accompaniment staff with dynamics markings (sf, p) and a triplet.

PATTER

Musical staff with guitar chord diagrams above it. The staff is in a key with two flats and common time. It contains a melodic line with various rhythmic values and accidentals.

1 You sway, sway, sway, to the left and to the right. All
 2 You glide, glide, glide with an eas - y go - 'in style, You
 3 Just be, be, beat to the rhy - thm of the tune. A
 4 The tu, tu, tune brings you rush - in' to the floor, No

Piano accompaniment for the first system, consisting of a grand staff with treble and bass clefs. It features a steady bass line and chords in the right hand.

Musical staff with guitar chord diagrams above it, continuing the melodic line from the first system.

day, day, day, un - til the mid - dle of the night. A -
 slide, slide, slide, and find that danc - in's worth the while. You
 tre, tre, treat that you'll ac - know - ledge pret - ty soon. A
 won, won, won - der that you'll al - ways cry for more. A

Piano accompaniment for the second system, continuing the harmonic support for the vocal lines.

Musical staff with guitar chord diagrams above it, continuing the melodic line.

- swing, swing, a - swing - in' with a ha, ha, hop
 do, do, and do it, give the tune it's dues
 strut, strut, a - strut - tin! you're a Foot - loose slave.
 strain that will let you keep your eyes both shut.

Piano accompaniment for the third system, continuing the harmonic support.

Musical staff with guitar chord diagrams above it, including a triplet of eighth notes and a section marked 'LAST'.

Sing, song - y sing - in' til you sta, sta, stop.
 Step, step, a step - pin it's the step you'll choose.
 Feet feel - in' fit be - cause they won't be - have.
 Just kind - a natu - ral is the Foot-loose strut.

Piano accompaniment for the fourth system, concluding the piece with a final chord and a double bar line.

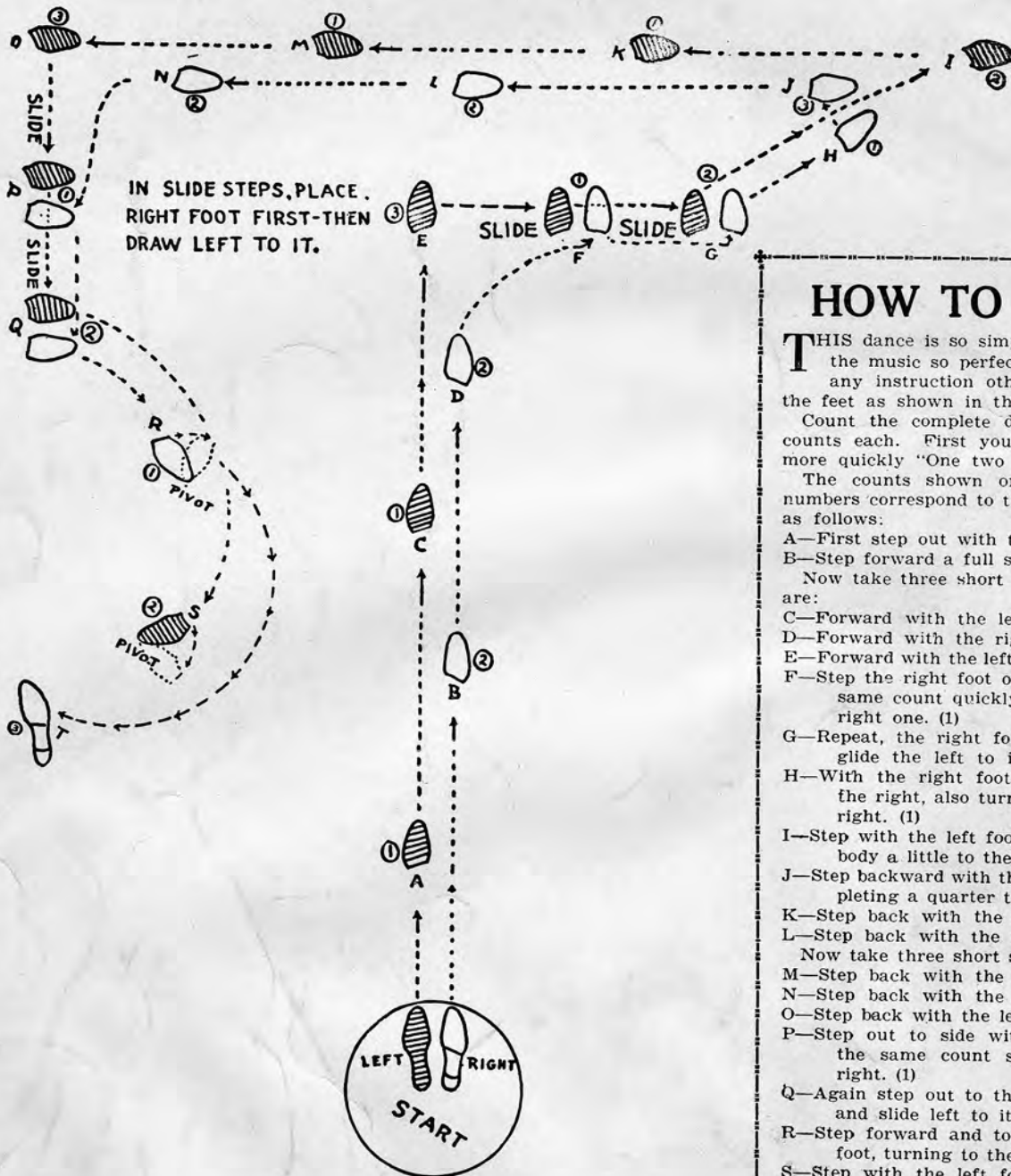


The Original "Footloose" Strut

Dance Sensation of the Year

BY

NED WAYBURN



HOW TO DANCE IT

THIS dance is so simple and fits the rhythm of the music so perfectly that you scarcely need any instruction other than the movement of the feet as shown in the diagram of the dance.

Count the complete dance in four sets of five counts each. First you count "ONE, two," then more quickly "One two three."

The counts shown on the diagram and these numbers correspond to the description of each step as follows:

- A—First step out with the left foot. (1)
- B—Step forward a full step with the right foot. (2)
- Now take three short steps, more quickly, which are:
 - C—Forward with the left. (1)
 - D—Forward with the right. (2)
 - E—Forward with the left. (3)
- F—Step the right foot out to the right and on the same count quickly glide the left foot to the right one. (1)
- G—Repeat, the right foot again to the right and glide the left to it. (2)
- H—With the right foot step out forward and to the right, also turning the foot a little to the right. (1)
- I—Step with the left foot forward and turning the body a little to the right. (2)
- J—Step backward with the right foot, this step completing a quarter turn of the body. (3)
- K—Step back with the left. (1)
- L—Step back with the right. (2)
- Now take three short steps backward which are:
 - M—Step back with the left. (1)
 - N—Step back with the right. (2)
 - O—Step back with the left. (3)
- P—Step out to side with the right foot and on the same count slide the left foot to the right. (1)
- Q—Again step out to the side with the right foot and slide left to it. (2)
- R—Step forward and to the right with the right foot, turning to the right. (1)
- S—Step with the left foot, circling it across and in front of the right foot, and turn to the right, pivoting on the ball of the right foot. (2)
- T—Complete the turn of the body, pivoting on the ball of the left foot as you step backward with the right, swinging it as you turn. (3)