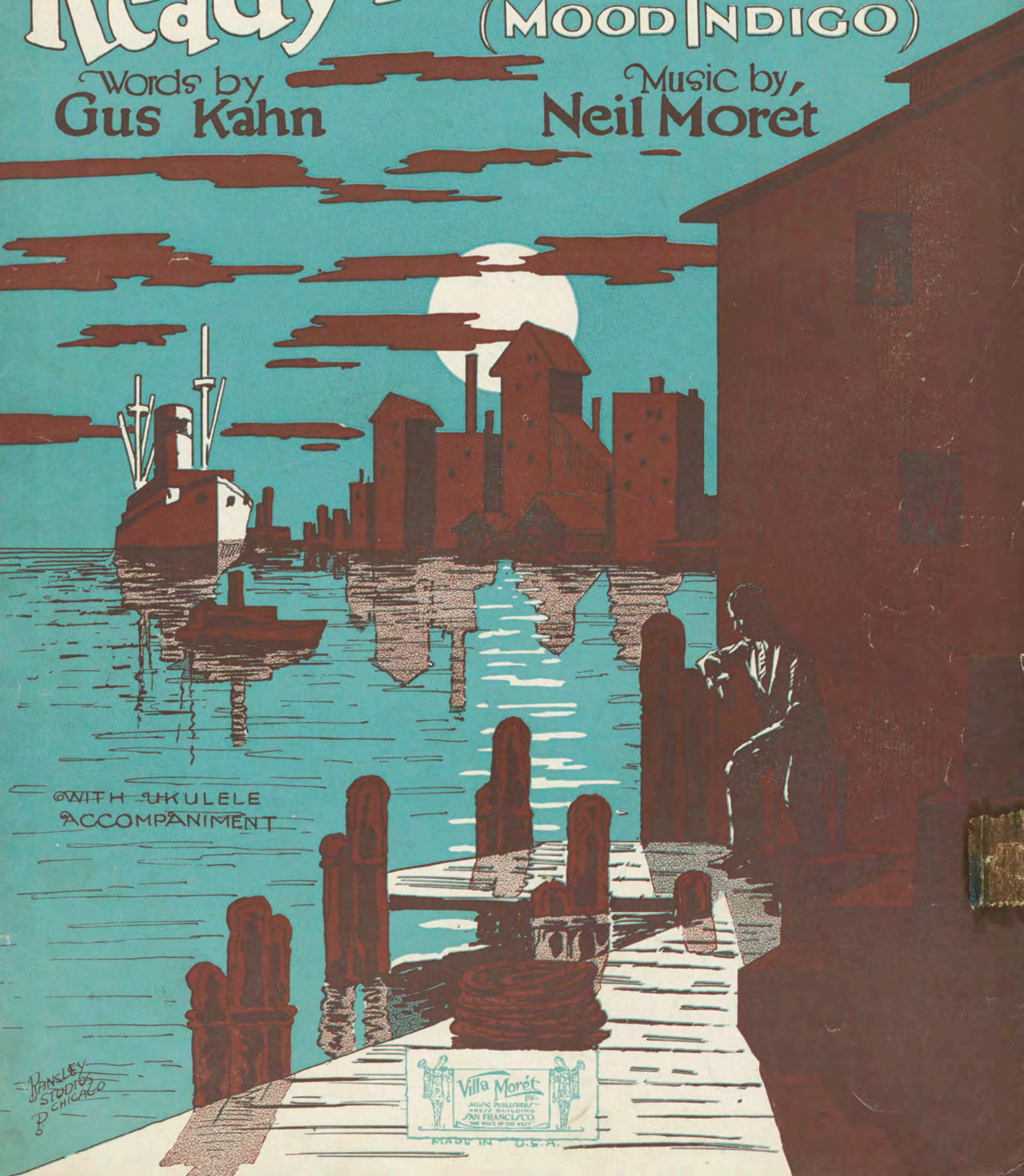


Popular
Ready for the River
(MOOD INDIGO)

Words by
Gus Kahn

Music by,
Neil Moret



WITH UKULELE
ACCOMPANIMENT

PANLEY
STUDIO
CHICAGO

Villa Moret
MUSIC PUBLISHERS
3622 BUILDING
SAN FRANCISCO
THE VOICE OF THE WEST
MADE IN U.S.A.

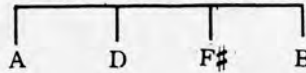
Ready For The River

Words by
GUS KAHN

(Mood Indigo)

Music by
NEIL MORÉ

Piano Tune Uke. in D.



Must be played slow
(A la spiritual)

f *doloroso*

Tell the world that I'm all thru with it,
'Taint no use to try to slow me down,

mf Both hands

No more will I moan. Burn my home what
Can't stay, just can't stay. Had a gal and

divisi

can I do with it? Can't live all a-lone.
had her throw me down, She's gone far a-way.

No use wast - in' time,
It was sol - i - tude,

I just know that I'm _____
Put me in this mood _____

CHORUS

Read - y for the riv - er, The shiv - er - y riv - er, The

p-f

riv - er that goes down to the sea. Want to drown my trouble, and

leave just a bub - ble, To in - di - cate what used to be me.

Made my will, wrote some notes, Gon - na keep a-walk - in' till my
 straw hat floats. (*I said I'm*) Read - y for the riv - er, The
 shiv - er - y riv - er, So get the riv - er read - y for me.

Optional ending into interlude.

INTERLUDE

Guitar chords: 

Swan-ee Riv-er, Mis-sis-sip-pi, Old Mis-sou-ri, Wa-bash too, If I had you

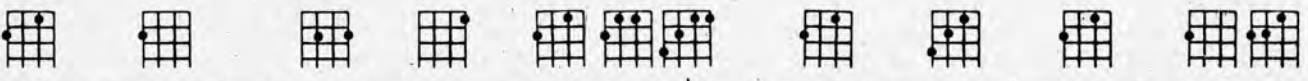
mf



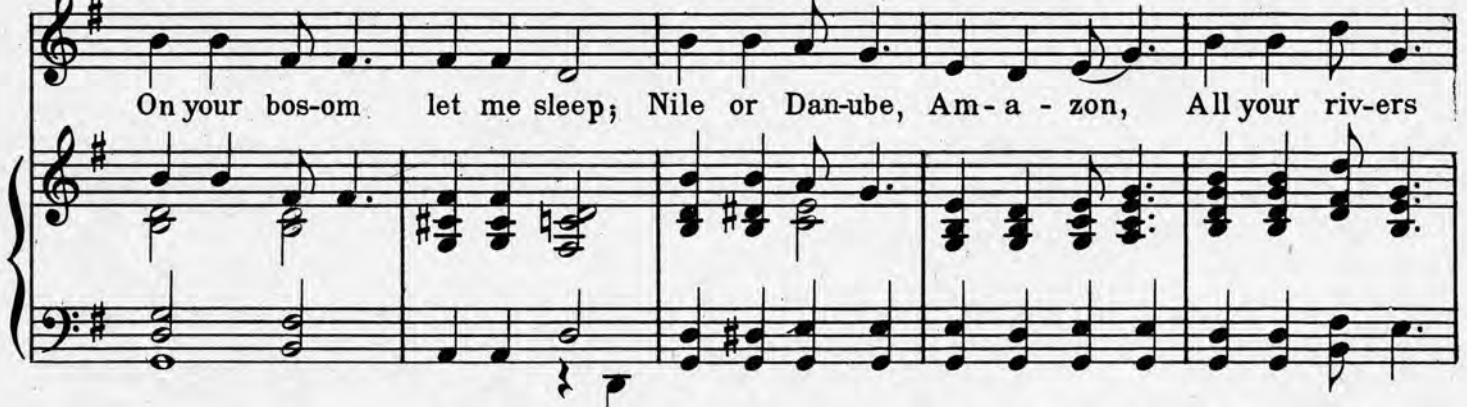
Guitar chords: 

all a-round me, I'd jump in-to all of you. Bring on your wa-ter cold and deep,



Guitar chords: 

On your bos-om let me sleep; Nile or Dan-ube, Am-a - zon, All your riv-ers



Guitar chords: 

bring 'em on. Bring 'em on, Bring 'em on, Bring on your rivers, Bring 'em on, For I'm

marc. mf *f* *ff* *rit.* D. S. back to Chorus



Ready For The River

A "RAY CANFIELD" Symphonic Ukulele Arrangement

"You play the Melody"

Tune Uke
G C E A

Read - y for the riv - er, The shiv - er - y riv - er, The
riv - er that goes down to the sea. Want to drown my trou - ble, and
leave just a bub - ble, To in - di - cate what used to be me. —
Made my will, wrote some notes, Gon - na keep a - walk - in' till my
straw hat floats. (I said I'm) Read - y for the riv - er, The
shiv - er - y riv - er, So get the riv - er read - y for me. —

Instructions for Playing Symphonic Ukulele or Banjo-Uke Arrangements

Be Sure Your Instrument Is Properly Tuned

To get the best results use a felt pick. The fingers may be used but the quality of tone produced is less beautiful. By the proper use of a felt pick, you will be able to produce an effect very similar to a pipe organ.

Place fingers in accord with diagramed dots and accompanying numbers.

A number of dots or notes barred together are all to be held down with the one finger, whose number is given in the diagram. The marginal numbers show at a glance which fret is being used.

(X) When a string is marked "X" gauge your stroke to a degree sufficient to avoid striking this string, or muffle it by lightly touching with finger.

(◇) The Diamond indicates that this string is open and is to be picked but once.

(○) An unfilled dot indicates that this string is to be held down on the fret it is found and picked but once.

—RAY CANFIELD.